

Bee County, Texas

SCHEDULE OF INVESTMENT ACTIVITY

For The Quarter Ending September 30, 2019

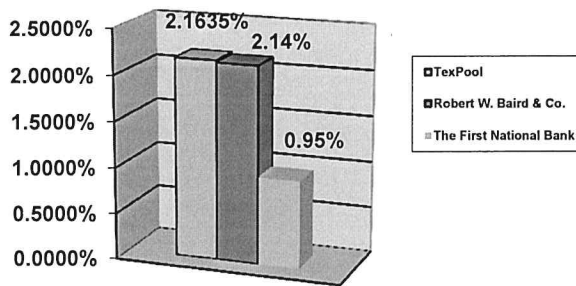
Prepared By:
County Auditor's Office

A handwritten signature in black ink, appearing to be 'V R', is written over the text 'County Auditor's Office'.


**Bee County, Texas
Schedule of Investment Activity Combined
For the Quarter Ended September 30, 2019**

Investments	Balance 6/30/2019	Deposits	Withdrawals	Interest	Balance 9/30/2019
TexPool Investments	12,547.74	0.00	0.00	70.95	12,618.69
Robert W. Baird & Co.	6,418,027.98	0.00	3,209.02	37,797.25	6,452,616.21
TOTALS	6,430,575.72	0.00	3,209.02	37,868.20	6,465,234.90


**Interest Rates For the Quarter Ended
September 30, 2019**



**Earned on Investments For the
Quarter Ended September 30, 2019**



**Total of Bee County Investments as of
September 30, 2019**



April A. Cantu

 April A. Cantu, Bee County Auditor

Bee County, Texas
Schedule of Investment Activity Combined
For the Quarter Ended September 30, 2019

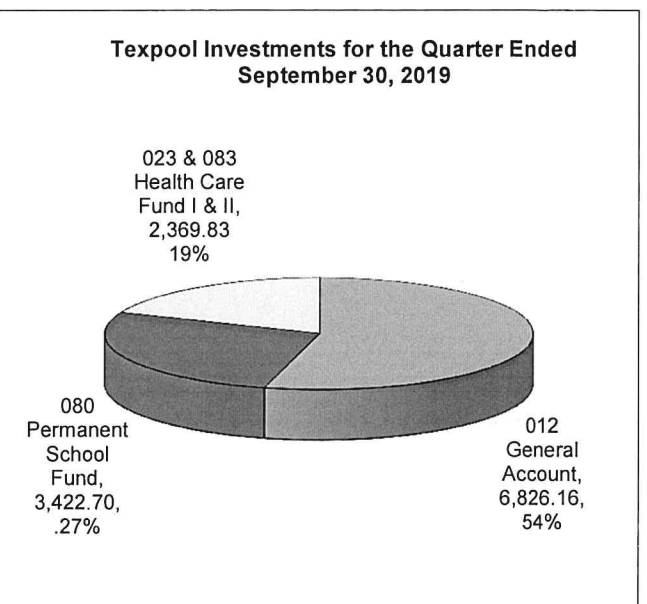
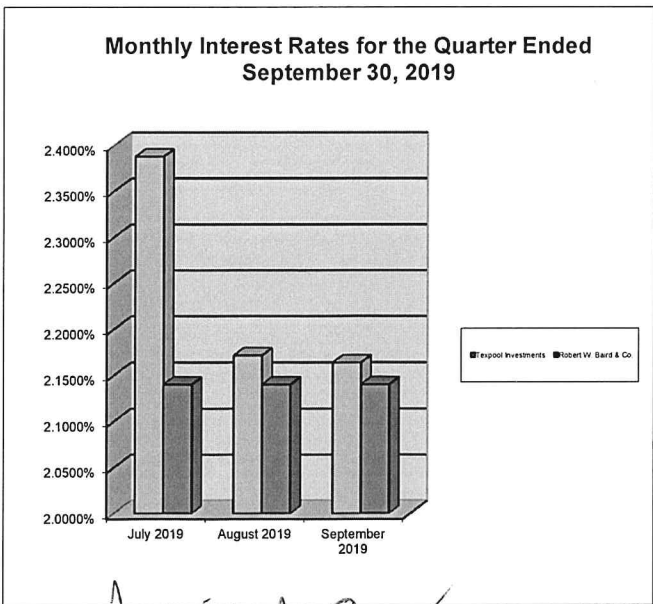
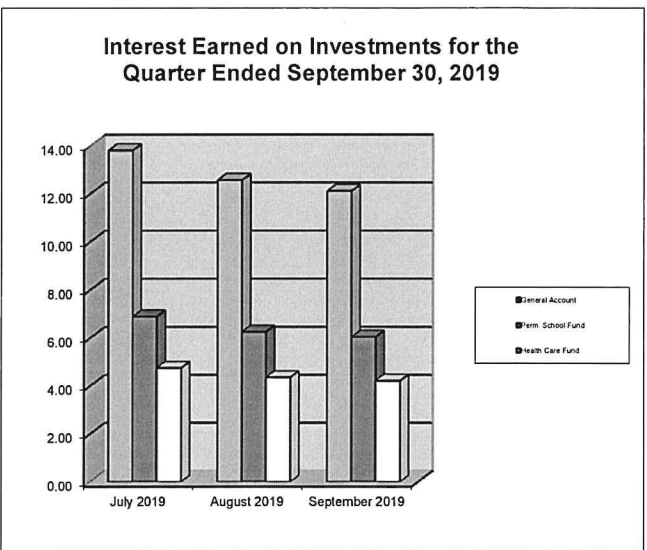
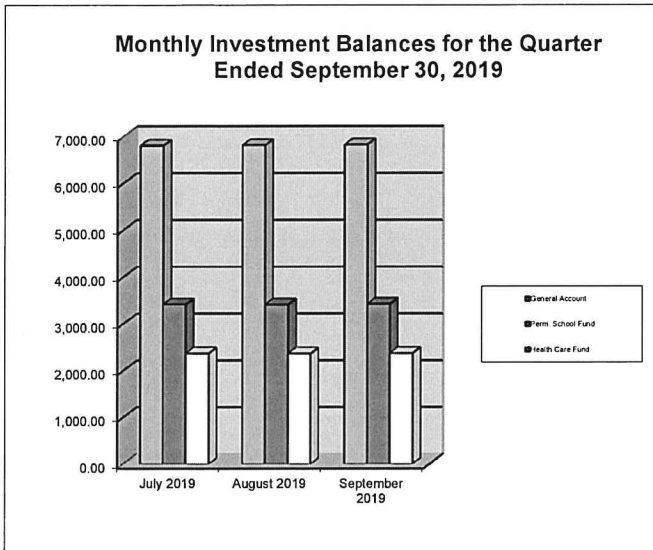
MONTHLY BALANCES	<u>September 30, 2019</u>
TexPool Investments	12,618.69
Robert W. Baird & Co.	6,452,616.21
 Total Monthly Balance	 <u><u>6,465,234.90</u></u>

INTEREST EARNED	<u>September 30, 2019</u>
TexPool Investments	70.95
Robert W. Baird & Co.	37,797.25
Robert W. Baird & Co. Prof. Services	-3,209.02
Robert W. Baird & Co. Cost Rpt. & Other Exp.	0.00
 Total Monthly Balance	 <u><u>34,659.18</u></u>

INTEREST RATES	<u>September 30, 2019</u>
TexPool Investments	2.1635%
Robert W. Baird & Co.	2.14%
The First National Bank	0.95%

Bee County, Texas
Schedule of Investment Activity Texpool
For the Quarter Ended September 30, 2019

Texpool Investments	Balance 6/30/2019	Deposits	Withdrawals	Interest	Balance 9/30/2019
1. 012 General Account	6,787.69	0.00	0.00	38.47	6,826.16
2. 080 Perm. School Fund	3,403.52	0.00	0.00	19.18	3,422.70
3. 023 & 083 Health Care I & II	2,356.53	0.00	0.00	13.30	2,369.83
TOTALS	12,547.74	0.00	0.00	70.95	12,618.69



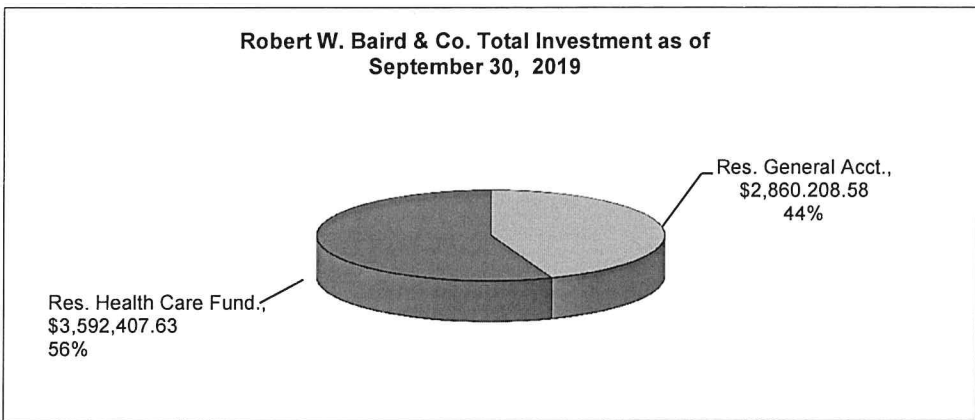

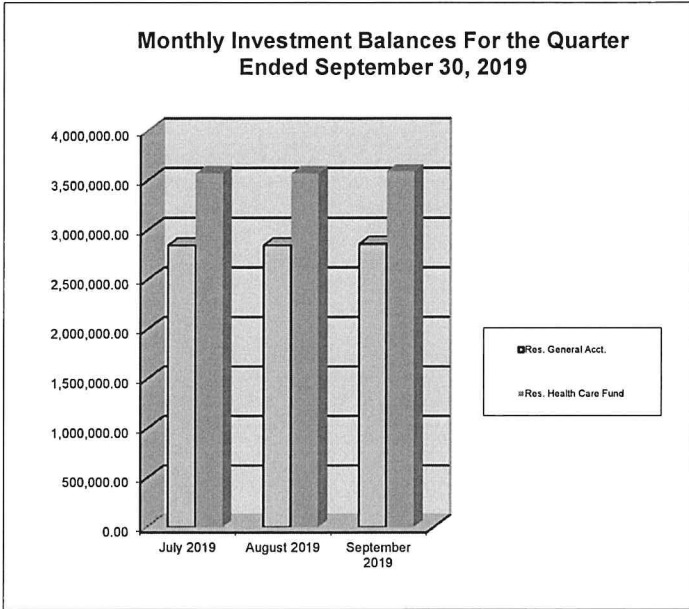
April A. Cantu
 April A. Cantu, Bee County Auditor

Bee County, Texas
Schedule of Investment Activity Texpool
For the Quarter Ended September 30, 2019

MONTHLY BALANCES	July 2019	August 2019	September 2019
012 General Account	6,801.50	6,814.05	6,826.16
080 Permanent School Fund	3,416.66	3,410.41	3,422.70
023 & 083 Health Care Fund I & II	2,365.62	2,361.27	2,369.83
Total Monthly Balance	<u>12,583.78</u>	<u>12,585.73</u>	<u>12,618.69</u>
INTEREST EARNED	July 2019	August 2019	September 2019
012 General Account	13.80	12.56	12.11
080 Permanent School Fund	6.89	6.25	6.04
023 & 083 Health Care Fund I & II	4.74	4.35	4.21
Total Monthly Balance	<u>25.43</u>	<u>23.16</u>	<u>22.36</u>
INTEREST RATES	July 2019	August 2019	September 2019
TexPool Investments	2.3876%	2.1715%	2.1635%
Robert W. Baird & Co.	2.14%	2.14%	2.14%
GENERAL ACCT INVESTMENTS	July 2019	August 2019	September 2019
General Fund 012	1,513.11	1,515.89	1,518.58
Co. Clerk Records Mgmt Fund 014	134.87	135.12	135.36
Courthouse Security Fund 017	33.43	33.49	33.55
Road & Bridge Fund 020	3,283.72	3,289.78	3,295.63
Special Road Tax Fund 021	0.00	0.00	0.00
Fuel Farm Fund 022	25.54	25.59	25.64
Farm to Market Fund 025	21.10	21.14	21.18
Co. Records Management Fund 026	524.87	525.84	526.77
Abandoned Vehicle Fund 030	8.70	8.72	8.74
Law Library Fund 047	233.73	234.16	234.58
Refunding I & S Fund 060	63.12	63.24	63.35
Right of Way Fund 073	271.25	271.75	272.23
Technology Fund 082	103.19	103.38	103.56
Group Health Ins Fund 095	584.87	585.95	586.99
TOTAL GENERAL ACCOUNT INV.	<u>6,801.50</u>	<u>6,814.05</u>	<u>6,826.16</u>

Bee County, Texas
Schedule of Investment Activity Robert W. Baird & Co.
For the Quarter Ended September 30, 2019

Robert W. Baird & Co. Investments	Balance 6/30/2019	Deposits	Withdrawals	Interest	Balance 9/30/2019
012 Reserve General Account	2,845,235.79	0.00	1,422.62	16,395.41	2,860,208.58
023 & 083 Reserve Health Care Fund	3,572,792.19	0.00	1,786.40	21,401.84	3,592,407.63
TOTALS	6,418,027.98	0.00	3,209.02	37,797.25	6,452,616.21



April A. Cantu

 April A. Cantu, Bee County Auditor

Bee County, Texas
Schedule of Investment Activity Robert W. Baird & Co.
For the Quarter Ended September 30, 2019


MONTHLY BALANCES	July 2019	August 2019	September 2019
012 Reserve General Account	2,845,235.79	2,845,235.79	2,860,208.58
023 & 083 Reserve Health Care Fund	3,572,792.19	3,572,792.19	3,592,407.63
Total Monthly Balance	<u>6,418,027.98</u>	<u>6,418,027.98</u>	<u>6,452,616.21</u>
INTEREST EARNED	July 2019	August 2019	September 2019
012 Reserve General Account	0.00	0.00	16,395.41
023 & 083 Reserve Health Care Fund	0.00	0.00	21,401.84
General & HealthCare Fund Prof Services Fee	0.00	0.00	-3,209.02
Other Fees & Costs	0.00	0.00	0.00
Total Monthly Balance	<u>0.00</u>	<u>0.00</u>	<u>34,588.23</u>
INTEREST RATES	July 2019	May 2019	June 2019
Robert W. Baird & Co.	2.14%	2.14%	2.14%
GENERAL ACCT INVESTMENTS	July 2019	August 2019	September 2019
General Fund 012	2,845,235.79	2,845,235.79	2,860,208.58
TOTAL GENERAL ACCOUNT INV.	<u>2,845,235.79</u>	<u>2,845,235.79</u>	<u>2,860,208.58</u>

Bee County Reserve Accounts - All Funds
Quarterly Management Report - Summary Statement of Investment Activity
As of September 30, 2019

	<u>Book Value</u>	<u>Market Value</u>
Value at Beginning of Reporting Period		
Date: 06/30/19	6,418,027.98	6,444,134.72
Contributions of Funds to Account		
Date:	0.00	0.00
Date:	0.00	0.00
Date:	0.00	0.00
Distributions of Funds from Account		
Date:	0.00	0.00
Date:	0.00	0.00
Date:	0.00	0.00
Value at Beginning as Adjusted	<u>6,418,027.98</u>	<u>6,444,134.72</u>
Interest and Dividends Received this Quarter	39,425.80	39,425.80
Accrued Interest Purchased	(47.47)	(47.47)
Accrued Interest at End of Period	26,655.89	26,655.89
Less: Accrued Interest at Beginning of Period	(28,140.55)	(28,140.55)
Bond Premiums Amortized/Discounts Accrued	(96.42)	(96.42)
Recognized Gain on Sale(s) or Early Call(s)	0.00	0.00
Recognized Loss on Sale(s)	0.00	0.00
Other Fees or Costs	0.00	0.00
Advisory Fees Paid	(3,209.01)	(3,209.01)
Reverse Unrecognized (Gain) or Loss (Period Beginning)	N/A	(26,106.78)
Unrecognized Gain or (Loss) (Period Ending)	<u>N/A</u>	<u>37,677.52</u>
Value at End of Reporting Period		
Date: 09/30/19	6,452,616.21	6,490,293.69
Change in Value (Period Ending Less Period Beginning)	34,588.23	46,158.97
Days Elapsed during Reporting Period	92	92
Average Daily Change in Value	375.96	501.73
Daily change Multiplied by 365 Days	137,225.05	183,130.71
Weighted Average Daily Balance	6,418,027.98	6,444,134.72
Quarter Ended Annualized Total Return	2.14%	2.84%

Certification: The following persons state affirmatively the following:

- 1) They have jointly prepared and reviewed this Quarterly Management Report; and
- 2) The investment portfolio and this report complies with State of Texas Government Code Title 10, Section 2256, et. seq. and Bee County Investment Policy.


 April Cantu, Bee County Investment Officer


 Joe Carter, Investment Advisor

Bee County General Reserve Fund
Quarterly Management Report - Summary Statement of Investment Activity
As of September 30, 2019

	<u>Book Value</u>	<u>Market Value</u>
Value at Beginning of Reporting Period		
Date: 06/30/19	\$2,845,235.79	\$2,861,730.76
Contributions of Funds to Account		
Date:	0.00	0.00
Date:	0.00	0.00
Date:	0.00	0.00
Distributions of Funds from Account		
Date:	0.00	0.00
Date:	0.00	0.00
Date:	0.00	0.00
Value at Beginning as Adjusted	<u>2,845,235.79</u>	<u>2,861,730.76</u>
Interest and Dividends Received this Quarter	18,180.95	18,180.95
Accrued Interest Purchased	(47.47)	(47.47)
Accrued Interest at End of Period	9,665.09	9,665.09
Less: Accrued Interest at Beginning of Period	(11,148.45)	(11,148.45)
Bond Premiums Amortized/Discounts Accrued	(254.71)	(254.71)
Recognized Gain on Sale(s) or Early Call(s)	0.00	0.00
Recognized Loss on Sale(s)	0.00	0.00
Other Fees or Costs	0.00	0.00
Advisory Fees Paid	(1,422.62)	(1,422.62)
Reverse Unrecognized (Gain) or Loss (Period Beginning)	N/A	(16,495.00)
Unrecognized Gain or (Loss) (Period Ending)	N/A	21,514.35
Value at End of Reporting Period		
Date: 09/30/19	2,860,208.58	2,881,722.90
Change in Value (Period Ending Less Period Beginning)	14,972.79	19,992.14
Days Elapsed during Reporting Period	92	92
Average Daily Change In Value	162.75	217.31
Daily change Multiplied by 365 Days	59,402.91	79,316.64
Weighted Average Daily Balance	2,845,235.79	2,861,730.76
Quarter Ended Annualized Total Return	2.09%	2.77%

Certification: The following persons state affirmatively the following:

- 1) They have jointly prepared and reviewed this Quarterly Management Report; and
- 2) The investment portfolio and this report complies with State of Texas Government Code Title 10, Section 2256, et. seq. and Bee County Investment Policy.



 April Cantu, Bee County Investment Officer



 Joe Carter, Investment Advisor

1,422.62 +
 16,495.00 +
 21,514.35 +

**Bee County Health Care Reserve Fund
 Quarterly Management Report - Summary Statement of Investment Activity
 As of September 30, 2019**

	<u>Book Value</u>	<u>Market Value</u>
Value at Beginning of Reporting Period		
Date: 06/30/19	\$3,572,792.19	\$3,582,403.96
Contributions of Funds to Account		
Date:	0.00	0.00
Date:	0.00	0.00
Date:	0.00	0.00
Distributions of Funds from Account		
Date:	0.00	0.00
Date:	0.00	0.00
Date:	0.00	0.00
Value at Beginning as Adjusted	<u>3,572,792.19</u>	<u>3,582,403.96</u>
Interest and Dividends Received this Quarter	21,244.85	21,244.85
Accrued Interest Purchased	0.00	0.00
Accrued Interest at End of Period	16,990.80	16,990.80
Less: Accrued Interest at Beginning of Period	(16,992.10)	(16,992.10)
Bond Premiums Amortized/Discounts Accrued	158.29	158.29
Recognized Gain on Sale(s) or Early Call(s)	0.00	0.00
Recognized Loss on Sale(s)	0.00	0.00
Other Fees or Costs	0.00	0.00
Advisory Fees Paid	(1,786.40)	(1,786.40)
Reverse Unrecognized (Gain) or Loss (Period Beginning)	N/A	(9,611.78)
Unrecognized Gain or (Loss) (Period Ending)	<u>N/A</u>	<u>16,163.17</u>
Value at End of Reporting Period		
Date: 09/30/19	3,592,407.63	3,608,570.79
Change in Value (Period Ending Less Period Beginning)	19,615.44	26,166.83
Days Elapsed during Reporting Period	92	92
Average Daily Change in Value	213.21	284.42
Daily change Multiplied by 365 Days	77,822.14	103,814.06
Weighted Average Daily Balance	3,572,792.19	3,582,403.96
Quarter Ended Annualized Total Return	2.18%	2.90%

Certification: The following persons state affirmatively the following:
 1) They have jointly prepared and reviewed this Quarterly Management Report; and
 2) The investment portfolio and this report complies with State of Texas Government
 Code Title 10, Section 2256, et. seq. and Bee County Investment Policy.


 April Cantu, Bee County Investment Officer


 Joe Carter, Investment Advisor

1-773-60 +
 10-317-4 +
 21-01-30 +